



KAUNO
JONO IR PETRO VILEIŠIŲ
MOKYKLA



Erasmus+ projekto "BIMO: DVIKALBYSTĖ VIENAKALBĖJE APLINKOJE" baigiamoji rezultatų viešinimo konferencija

Integruotas dalyko ir užsienio kalbos mokymas.

Kaip pasiruošti pamokai?

Enrika Miliauskaitė

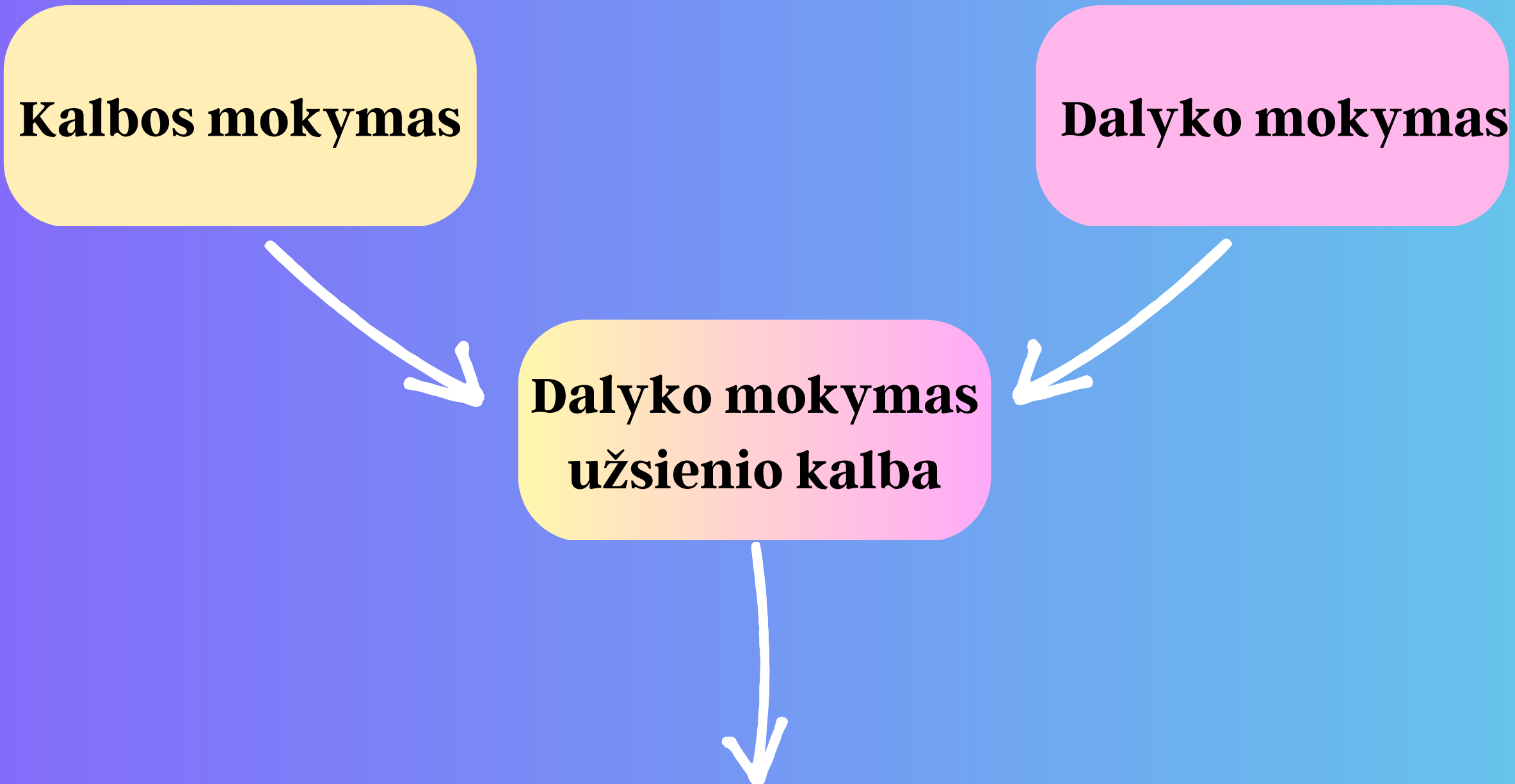
Pradinis ugdymas ir anglų k. mokymas



Bendrai finansuojama pagal
Europos Sąjungos programą
„Erasmus+“

2023 03 31

IDUKM. Kas tai?



Kalbos mokymas

Dalyko mokymas

**Dalyko mokymas
užsienio kalba**

- Išplėtota kalbinė, komunikacinė ir tarpkultūrinė kompetencijos;
- kritinio mąstymo ugdymas.

Pagrindiniai kalbiniai aspektai

- Dvi IDUKM sritys;
- *užsienio kalba tiek, kiek įmanoma, gimtąja kalba - kiek būtina;*
- *naudoti užsienio kalbą, nebūtinai taisyklingai;*
- *mokinių užsienio kalbos gebėjimų įvertinimas.*



Kalbinės veiklos rūšys

Recepcija

- Klausymas;
- skaitymas;
- vaizdo, garso įrašai;
- mokytojo, mokinių kalbos klausymas.

Produkcija

- Sakytinio, rašytinio teksto kūrimas;
- rašto darbai;
- pristatymai.

Sąveika


- Debatai;
- derybos;
- kasdieniai pokalbiai;
- interviu;
- diskusijos.

Tarpininkavimas

- Darbas porose, grupėse.

Kaip pasiruošti IDUKM pamokai?

- Įvertinti mokinių kalbinius bei dalykinius gebėjimus;
- rasti tinkamus šaltinius;
- išsikelti aiškius tikslus;
- 4 c's;
- numatyti vertinimą;
- susiplanuoti veiklas (pagal išsikeltus kriterijus).



Topic /Tema

Planet Earth

Previous knowledge or skills/Turimos žinios arba įgūdžiai

Students are able to identify different planets.
Students were learning about planet Earth.

Age of learners/Mokinių amžius

2nd grade.

General aim/Bendras pamokos tikslas

To conclude previous knowledge.

Objectives/TikslaiContent/Turinys

- Solar system;
- Structure of the Earth;
- Continents, oceans.

Cognition/Pažinimas

- Provide learners with an authentic material about planet Earth;
- Enable learners to discuss about planet Earth in English;

Communication/Bendravimas**Language for learning**

- **Asking each other questions:**

What do you know about ___?

What is ___?

Do you think, that ___?

What does _____ mean?

- **Comparing and contrasting:**

In _____ people believed that ___ but now _____.

Planet ___ is closer to the Sun, than planet ___.

Culture/Kultūra

- Become aware of the different views of planet Earth in the context of time passing;
- Understand that views and beliefs can change;
- Understand how science and facts can change the world.

Language of learning


Key vocabulary: *solar system, names of the planets, oceans, continents, structure of the Earth.*

**Procedure/Pamokos
eiga**

Step/Etapas	Content/Turinys	Timing
Introductory part/įvadinė dalis		
1. „Warmer“	Students will brainstorm about planet Earth.	4 min.
Main part/pagrindinė dalis		
2. Watching activity	Students will watch different videos. While watching, they will discuss unknown vocabulary, share their	15 min.

	knowledge about the topic.	
3. Comprehension check	Teacher will put students in groups, and assign different themes, that they need to add on their poster.	20 min.
4. Discussion	Students will be paired and asked to discuss which information they found the most interesting, and which facts they already knew.	5 min.
5. Revision	Students will share one favourite fact from the lesson.	10 min.
Final part/Baigiamoji dalis		
6. Feedback	Name two things that you think were successful about the lesson, 1 thing that was hard for you to do, and 1 thing that you	8 min.

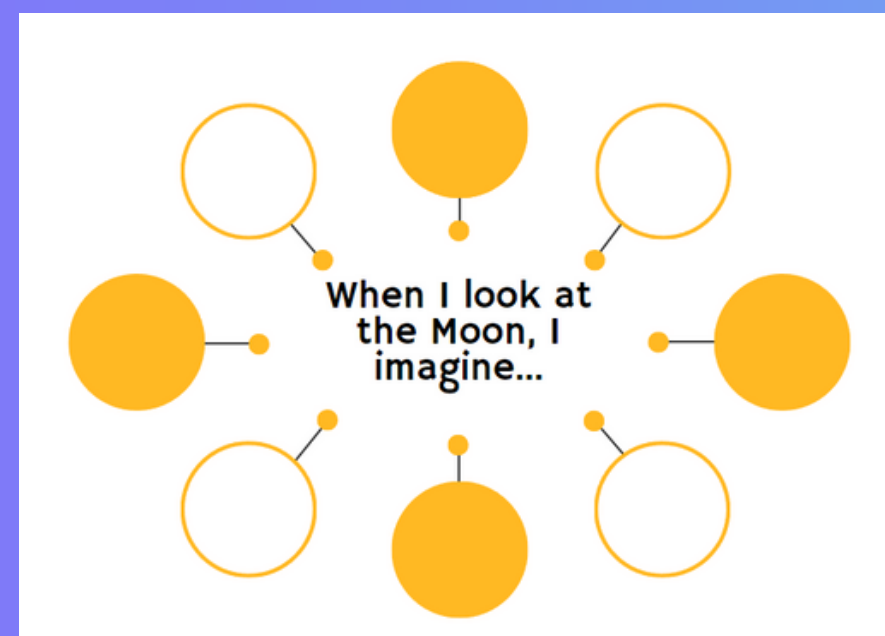
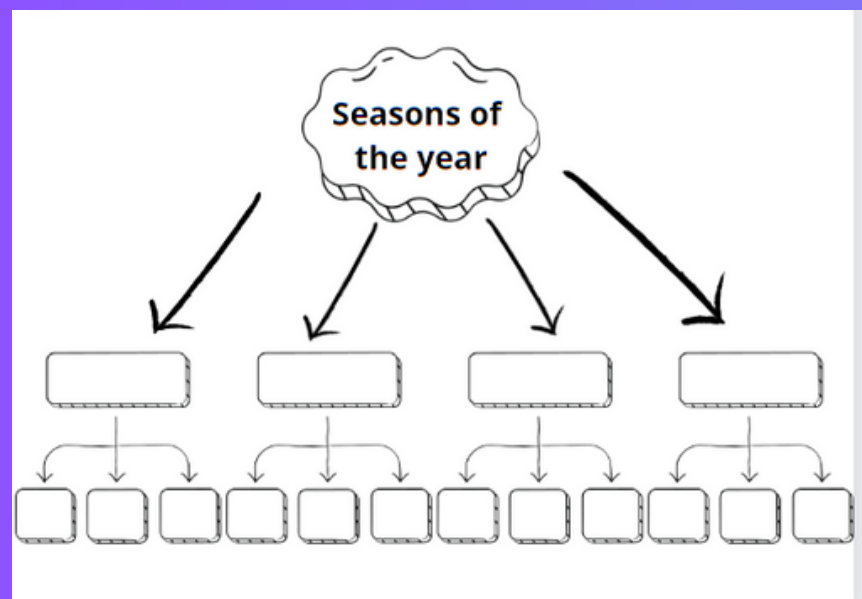


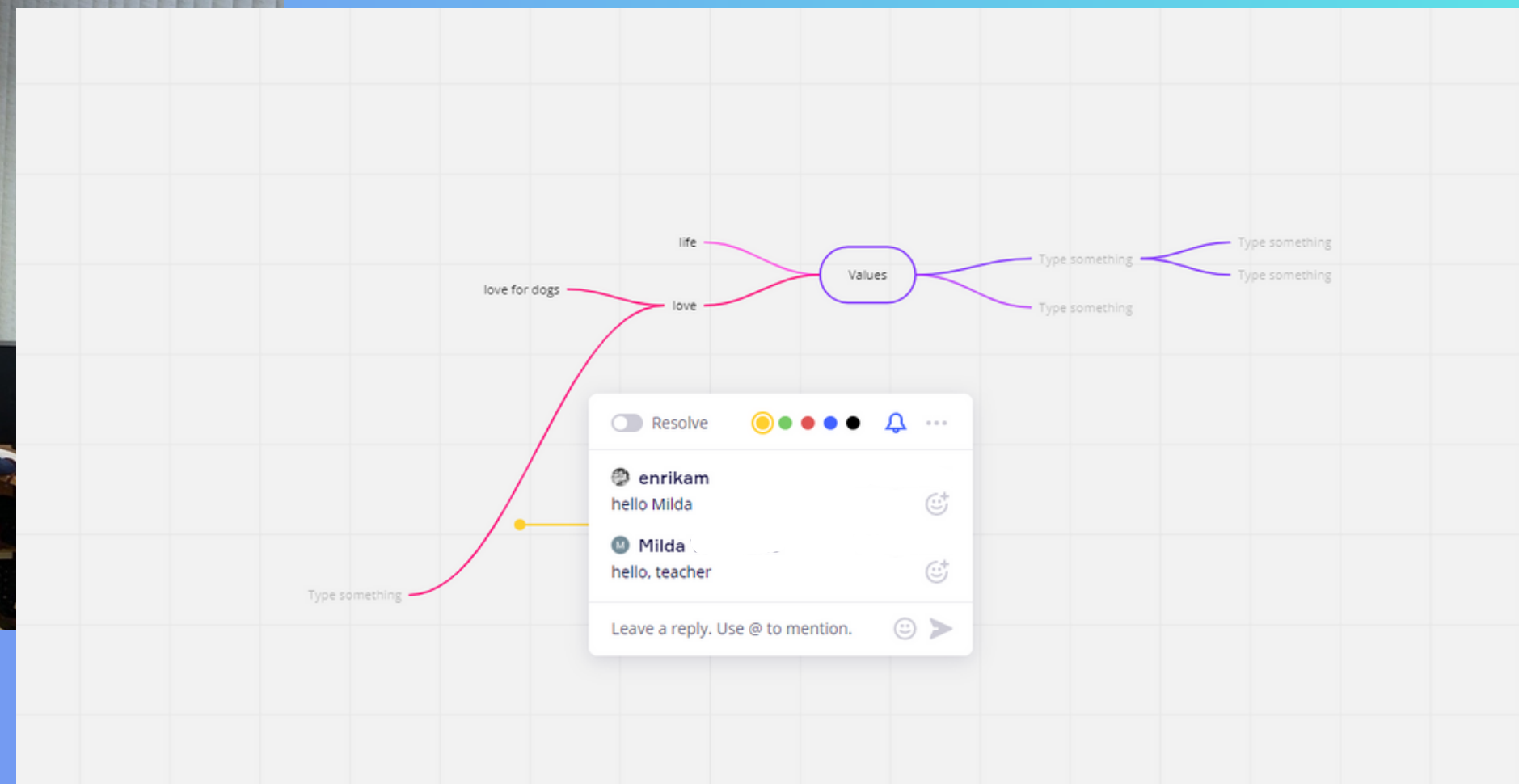




Minčių žemėlapiai

- Informacijos sisteminimas;
- atmintinės;
- produkcinė kalbos raiška.





miro.com



Bendrai finansuojama pagal Europos Sąjungos programą „Erasmus+“

miro free Superlative Adjectives

One syllable	strong	stronger	strongest
Common + short vowel + consonant	big	bigger	biggest
Ends in -e	large	larger	largest
Ends in -y	happy	happier	happiest
Two syllables	gentle	gentler	gentlest
Three or more syllables	expensive	more expensive	most expensive
Irregular forms	good	better	best
	little	less	least

Rate Your work!

I did really well today!

I did fine, but there are still some mistakes.

It was really hard for me.

miro free Big big world

Hello there!

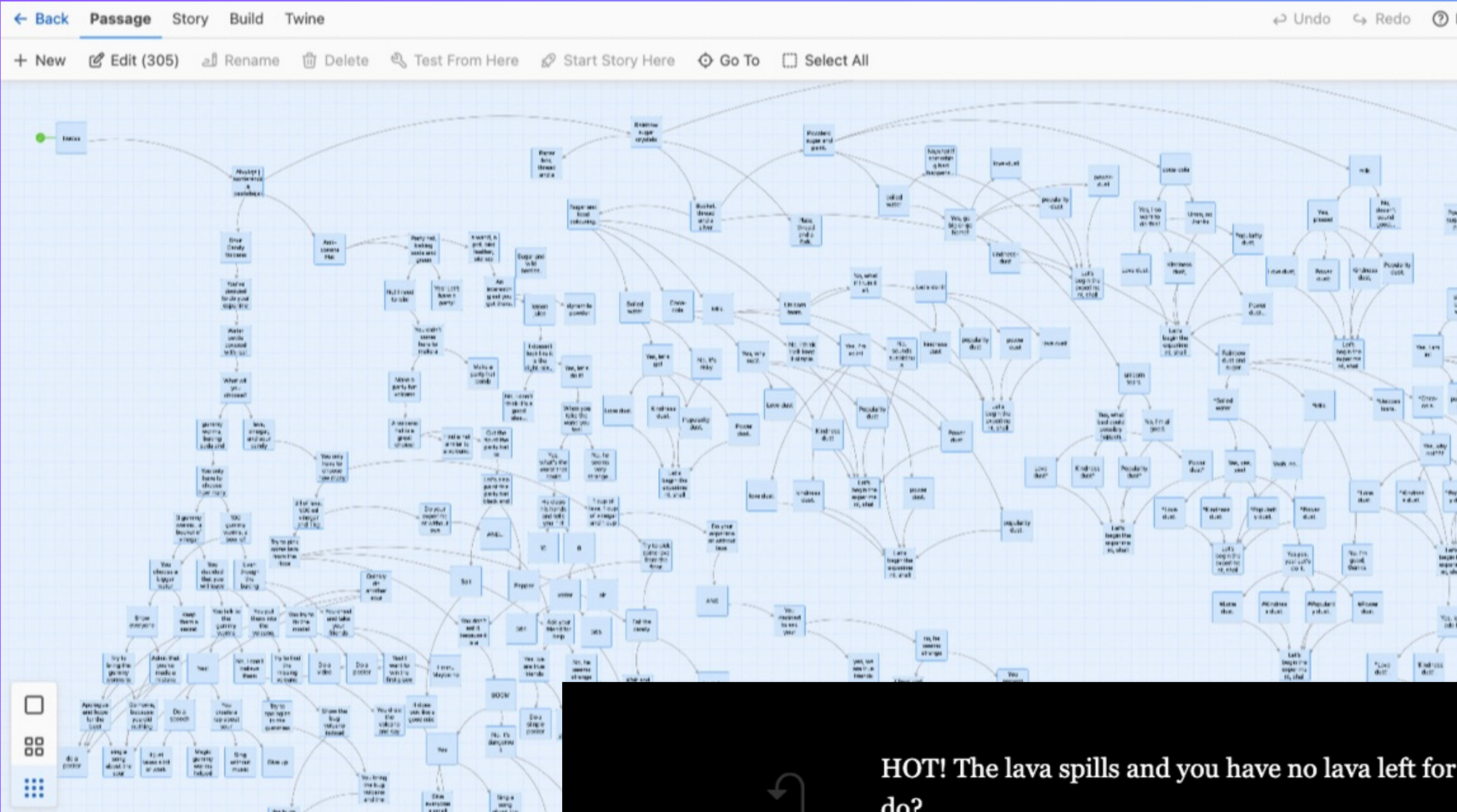
Today we will talk about different countries. How many do you know? Write down as many countries as possible.

Learn

Watch a video and write 4 or more words, that you have learned.

Answer the following questions:

1. How many continents there are?
2. In which continent you can find a lot of exotic animals?
3. Which continent is the largest on Earth?



Interaktyvių istorijų kūrimas

HOT! The lava spills and you have no lava left for your experiment. What will you do?
Try to pick some lava from the floor.
Do your experiment without lava.

Slide 1 / 7

Technology

Lesson

Enrika Miliauskaite

[Edit Lesson](#) [Teach](#) [...](#)

[Show more](#)


Related lessons

- Lesson: 8.1 Technology Today, Grade(s) Higher Ed, OpenStax
- Lesson: Technology and Development, Grade(s) 8-12, World101 from the Council on Fore...
- Lesson: Rochester Institute of Technology, Grade(s) 6-12, Nearpod VR
- Lesson: Touch Screen Technology: Part 2:..., Grade(s) 5...


Share icon

Hello!

Today we will learn about responsible use of technology .
Do you use technology?



Navigation icons: Home, Open Ended Question, Video, Fill in the Blanks, Collaborate Board, Play to Disk, Poll



Open Ended Question

What do you use technology for?

Ready? Enter your answer here.

[Submit](#)

Progress bar: 0:31 / 11:46

Technology

nearpod.com



Ar turite klausimų?



Bendrai finansuojama pagal
Europos Sąjungos programą
„Erasmus+“

Ačiū!



**TEACHING IS A
WORK OF HEART**



Bendrai finansuojama pagal
Europos Sąjungos programą
„Erasmus+“